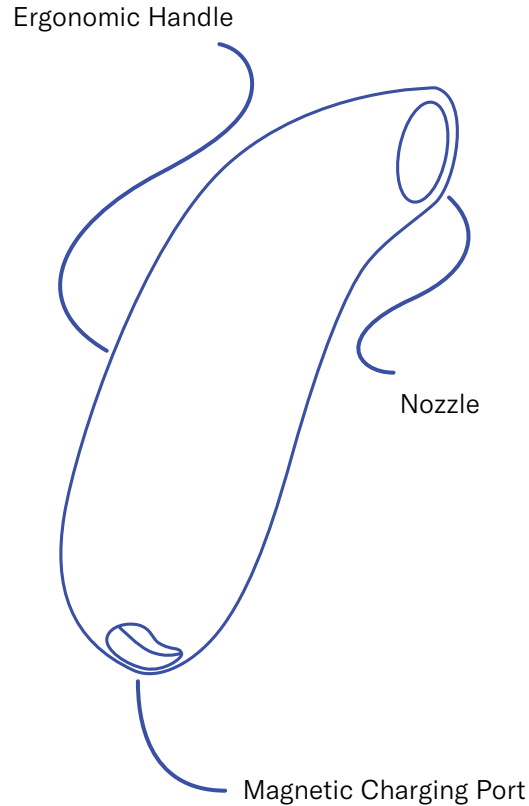



Dame

Meet Aer

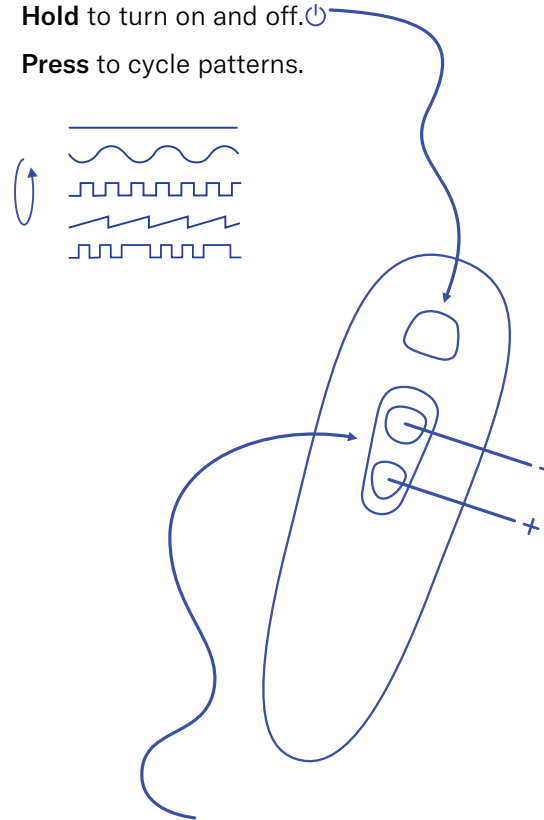
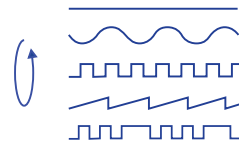


Using Aer

Please fully charge your Aer before use. Aer has one button for power and patterns, and another for intensity.

Hold to turn on and off. 

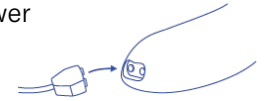
Press to cycle patterns.



Press for stepped intensity change on any pattern.

Charging Aer

Please fully charge Aer before use. Aer has one button for power and patterns, and another for intensity.



Charging

—
Fully Charged

If the battery is low, the LED will blink red when the button is pressed. The LED may continue to blink when fully charged if plugged into a USB hub with other devices.

Caring for Aer

Aer is waterproof. Always clean Aer after every use, using either soap and water or a water-based sex toy cleaner. Dry thoroughly. Store Aer separately from other toys, and away from extreme heat or cold.

Caution

Do not use silicone-based lube with Aer.

Do not clean Aer with products containing alcohol, petroleum, or acetone.

Do not boil, bake, or clean Aer in the dishwasher.

Do not insert anally; Aer does not have a flared base.

Enjoy!

More q's?

support@dameproducts.com